

PD 360i/24 BASIC IP54

Item number

EB10431296

GTIN

4015120431296



Technical data

GENERAL	
Device category	Ceiling-mounted presence detector
Product information	Please note the Explanation of circuit breaker in the download area of the product! Mounting position: Keep a safe distance of 5 m from radio antennas (e.g. WiFi access points).
User interface	Adjusting controller, IR remote control
Remote controllable	✓
Conformity	CE, EAC, RoHS, WEEE
Product-specific information	Lens mask and spacer not included in delivery
Warranty	5 years
ATTACHMENT	
Installation type	Surface mounted (plaster)
Installation position	Ceiling
Type of connection	Screwed terminal
Connectable wire cross section	0,75 - 2,5 mm ²
HOUSING	
Dimensions	Height/Depth 71 mm, Ø102 mm
Weight	145 g
Material	UV-stabilised polycarbonate
Protection type	IP54
Permissible ambient temperature	0 °C...+50 °C
Relative humidity	5 - 93 %, non-condensing
Colour	white, similar to RAL 9010
ELECTRICAL VERSION	
Control system	ON/OFF
Protection class	II

Product description

- Ceiling-mounted presence detector with 360° field of detection
- Automatic light control depending on presence and daylight
- Range of up to 24 m in diameter at a recommended installation height of 3 m
- Protection type: IP54
- 10 A high-performance relay
- Protective zero-cross switching: extension of the lifetime of the relay and illuminants using electronic ballasts (e.g. fluorescent lamps, LEDs)
- Factory settings for immediate operational readiness
- Additional switch input
- Remote controllable
- Sensing range upgrade through parallel connection

Offers special product features such as:

- Zero-cross switching
- Simple parameterisation, remote control and documentation with ESY-Pen and ESY-App

Nominal voltage	230 V AC / 50 - 60 Hz
In-rush current	78 A / 5 ms
Power consumption	0,2 W

SENSORS	
Detection angle	360°
Detection range diagonally	Ø 24 m
Detection range head-on	Ø 8 m
Detection range presence	Ø 6 m
Field of detection	up to 453 m ²
Range adjustment	mechanically using a lens mask that can be cut to size (available as an accessory)
Recommended installation height	3 m
Max. mounting height	5 m
Light measurement	mixed light
Level of brightness	5 - 2000 lx

CHANNELS (LIGHTING / HVAC)	
Number of light channels	1
Push button input lighting	1
Push button input HVAC	-
Number of parallel switchable detectors	8
Slave input	-
Mode	Semi-automatic, Fully automatic
Switching delay from "dark to light"	300 s
Switching delay from "light to dark"	30 s
Constant light control	-
Channel	C1 Lighting
Function	Switching

PD 360i/24 BASIC IP54

Item number	GTIN
EB10431296	4015120431296

Switching capacity	230 V/50 Hz 2300 W/10 A (cos phi = 1) 1150 VA/5 A (cos phi = 0,5) 600 W LED
Switch contact	make contact / non-floating

Push button input	✓
Impulse mode	✓
Switch-off delay time	15 s...30 min (adjustable in steps)

Factory settings

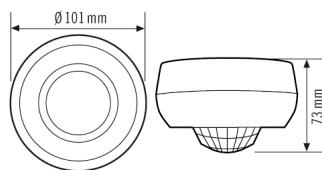
GENERAL	
Sensitivity	100 %
CHANNELS (LIGHTING / HVAC)	
Channel	C1 Lighting

Operating mode	fully automatic
Level of brightness/switching threshold	500 lx
Switch-off delay time	5 min

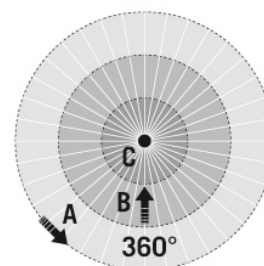
Accessories

Product designation	Item number	Product description	GTIN
Cover			
BASIC IP54 24 LENS MASK	EB10423505	Lens mask 24 m IP54	4015120423505
Electrical accessories			
FILTER 230 V	EP10426988	Filter for suppression of inductive loads, such as relays, contactors, fluorescent lamps and transformers	4015120426988
Protection			
BASKET GUARD ROUND LARGE	EM10425608	Basket guard for presence and motion detectors and smoke detectors, Ø 180 mm, height 90 mm	4015120425608
Remote control			
ESY-Pen	EP10425356	ESY-Pen and ESY-App, two tools for every task: (1) Parameterisation, (2) remote control, (3) light measurement, (4) project management	4015120425356
REMOTE CONTROL MDi/PDi	EM10425509	IR remote control for presence detectors and motion detectors	4015120425509

Dimension drawing



Field of detections



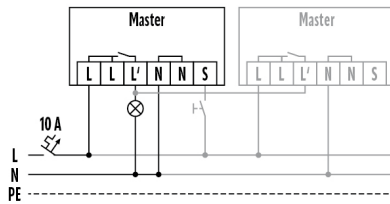
Detection range

Diagonally (A)	Ø 24 m
Frontal (B)	Ø 8 m
Presence area (C)	Ø 6 m

PD 360i/24 BASIC IP54

Item number **GTIN**
EB10431296 4015120431296

Circuit diagram



Standard with optional control via a closing button and parallel wiring of max. six devices.

Detailed product description

- Ceiling-mounted presence detector with 360° field of detection
- Automatic light control depending on presence and daylight
- Range of up to 24 m in diameter at a recommended installation height of 3 m
- Protection type: IP54
- 10 A high-performance relay
- Protective zero-cross switching: extension of the lifetime of the relay and illuminants using electronic ballasts (e.g. fluorescent lamps, LEDs)
- Factory settings for immediate operational readiness
- Additional switch input
- Remote controllable
- Sensing range upgrade through parallel connection